

Center of EMO Materials and Nanotechnology



National Taipei University of Technology

No. 1, Sec. 3, Chung-Hsiao E. Rd., Taipei 106, Taiwan.

Tel: 886-2-27712171 ext. 2758/2759

Fax: 886-2-87732608

TEST REPORT

Report No.: 103E073-01

Receiving Date: Mar 13 , 2014

Testing Date: Mar 14 , 2014

Date of Report: Mar 17 , 2014

Specimen Code: 1-Liquid Diamond · 2-Bare Glass

Measured Instrument: UV/VIS/NIR Spectrometers

Applicant: Fortrend Taiwan Scientific Corp

Address: No.20, Gong 4th Rd., Gong'er Industrial Park, Linkou Dist., New Taipei City 24452, Taiwan (R.O.C.)

Temperature: 21.8°C

Relative Humidity:34 %



Remarks:

1. This report has 3 pages (including this page), being invalid if separated.
2. The report is valid after signing and affixing inspection seal of this center.
3. This report refers only to the specimen(s) submitted to testing. There is no extra copy available, if this report is lost.
4. The tested specimen(s) will be preserved thirty days from the date issued.
5. The content of this report is for reference only, not for advertising or other commercial purposes.
6. This report will be invalid if obliterated, modified, duplicated, or photocopied in any part or in whole.

Approved Signatory
Sea-Fue Wang

Qualified by
Yung-Fu Hsu

Test Validated by
Hsi-Chuan Lu

Center of EMO Materials and Nanotechnology



National Taipei University of Technology

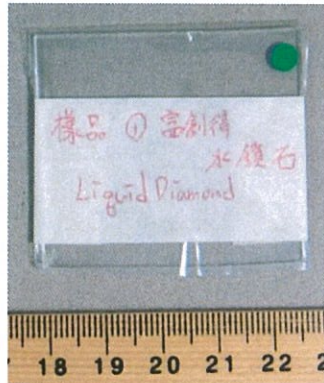

No. 1, Sec. 3, Chung-Hsiao E. Rd., Taipei 106, Taiwan.

Tel: 886-2-27712171 ext. 2758/2759

Fax: 886-2-87732608

Report No.: 103E073-01

Specimen appearance:



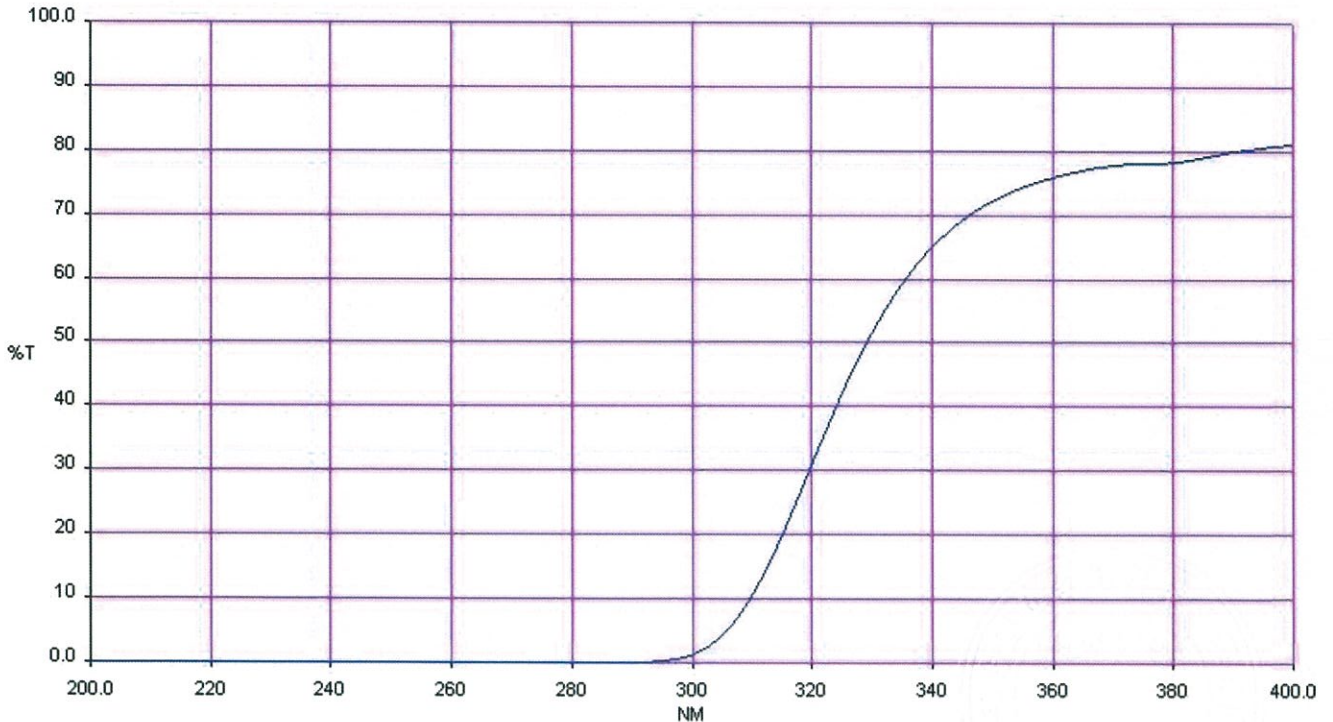
1- Liquid Diamond



2- Bare Glass

Result(s) of UV/VIS/NIR Spectrometers:

1- Liquid Diamond- Transmittance (T%)



Center of EMO Materials and Nanotechnology




National Taipei University of Technology

No. 1, Sec. 3, Chung-Hsiao E. Rd., Taipei 106, Taiwan.

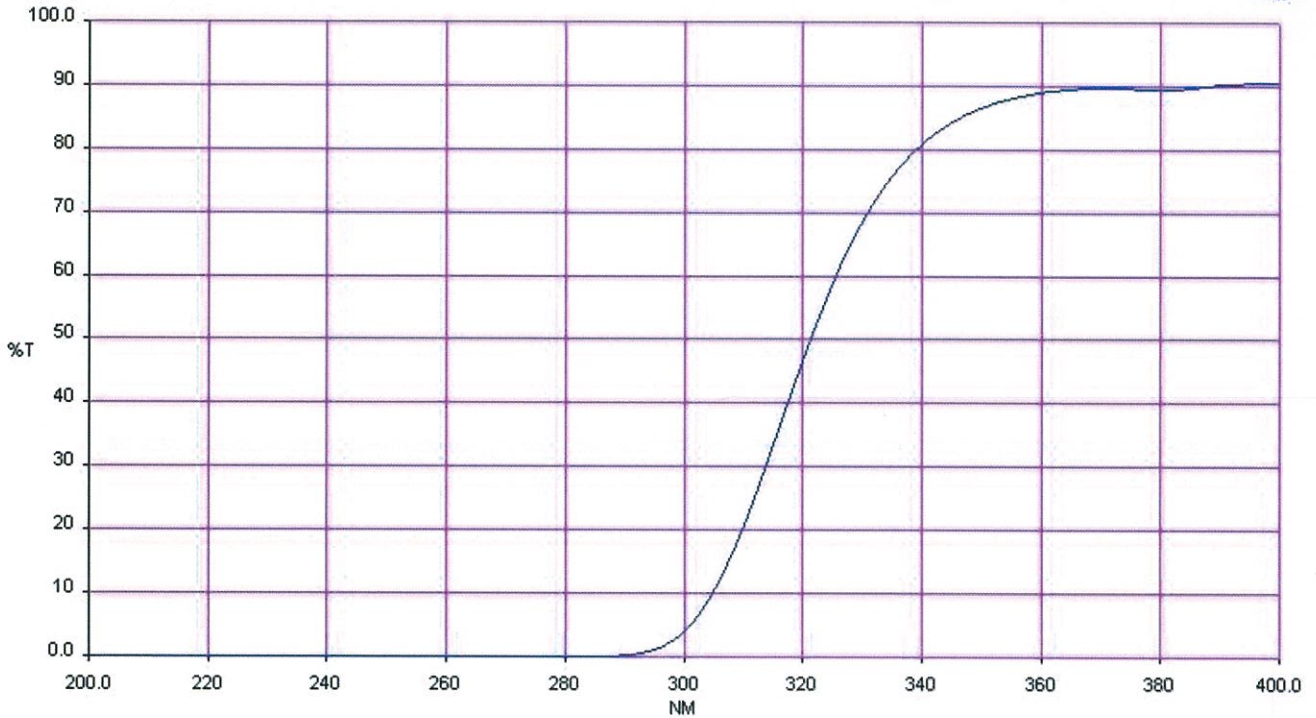
Tel: 886-2-27712171 ext. 2758/2759

Fax: 886-2-87732608



Report No.: 103E073-01

2- Bare Glass-- Transmittance (T%)



Test remarks:

1. Scanning range: 200~400 nm
2. Scanning speed: 100 nm/min

---END OF THIS REPORT---